

Appendix 10 - 2022/23 Q4 COMMUNITY PROTECTION, REGULATORY SERVICES AND WASTE

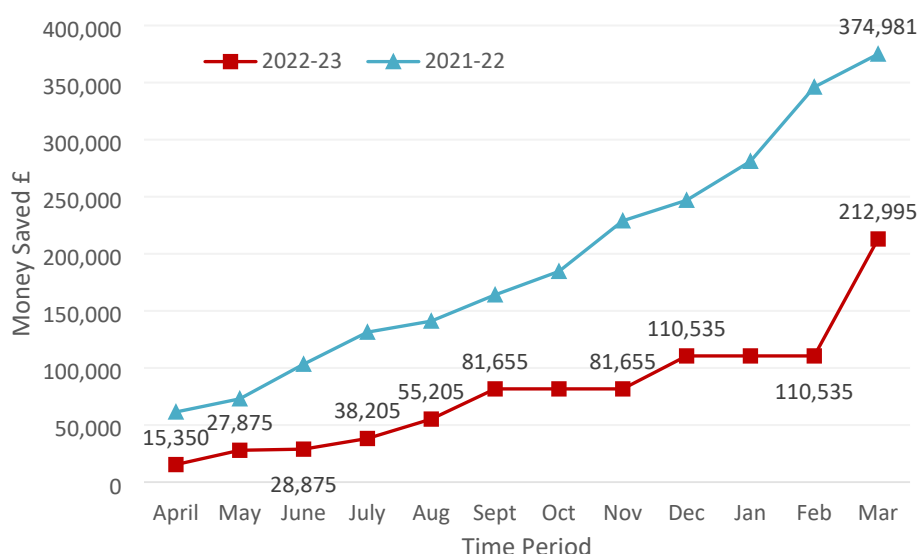
Cabinet Member: Councillor Karen Lucioni

Portfolio Responsibilities:

- Contingency and Emergency Planning
- Bereavement Services
- Celebratory and Registrars
- Coroner
- Licensing
- Environmental Health
- Trading Standards
- Community Safety
- Waste Disposal
- Waste Collection (Household, Schools and Trade)
- Forest Road Waste Recovery Park (MT Plant and Energy from Waste)
- Household Waste
- Recycling Centres
- Commercial Waste Recycling Centres
- Closed Landfill Sites
- Littering and Fly Tipping

Performance Measures

Amount of money saved to vulnerable consumers by trading standard interventions



Aim: Increasing amount of money saved to vulnerable consumers by trading standards interventions

UN Sustainable Development Goal: 16

Most Recent Status: March 2023

Monitoring Measure Only

Previous Status: December 2022

Monitoring Measure Only

- This data is provided by the Isle of Wight council Trading Standards Service.
- Over the 2022/23 financial year there were a total of 82 service requests responded to regarding scams/financial abuse, with a cumulative value of £212,995 being refunded or saved to customers through trading standards interventions.

Percentage of premises who achieved 3, 4 or 5 rating for food hygiene after being rated 0, 1 or 2 at the start of the year

- On 1 April 2022 there were 54 premises rated 0,1 or 2, with 57 percent achieving a 3, 4 or 5 during the year.
- On 1 April 2023, there are 46 premises starting the year in this cohort.

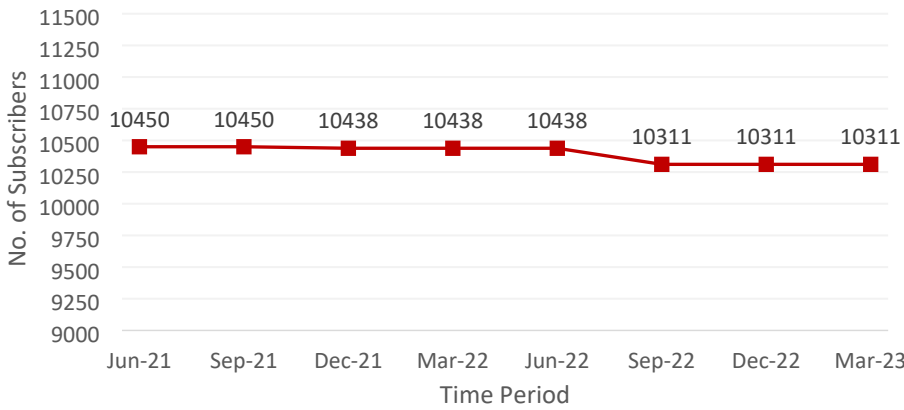
Amount of funding secured for the island community safety initiatives

- This year, the Community Safety team advised that £273,541 funding was secured for community safety initiatives.
- This compares to £307,605 during the 2021/22 financial year.

Percentage of population that feel safe in the community

- Data taken from YouGov, the global public opinion/data analytics firm states that 86.7 percent of island residents feel safe in the community.

Total number of garden waste subscribers



Aim: Increasing number of garden waste subscribers

UN Sustainable Development Goal: 13

Most Recent Status: March 2023

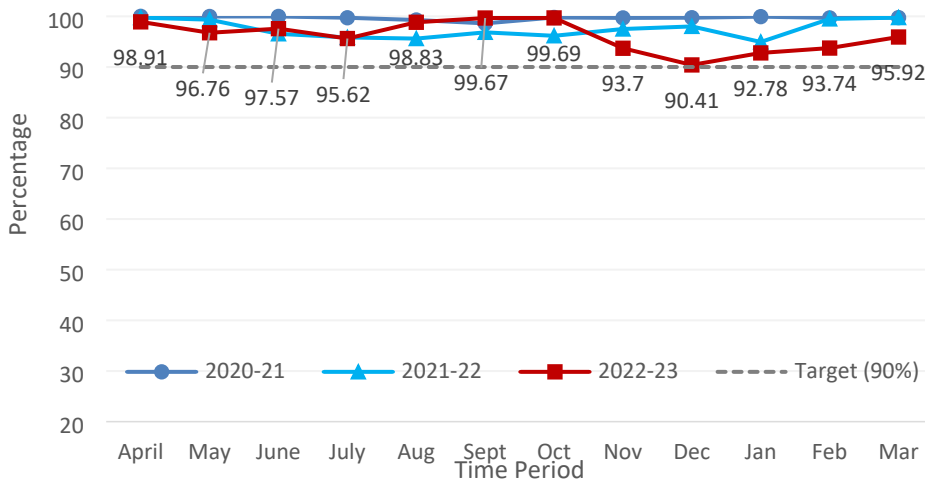
Monitoring Measure Only

Previous Status: December 2022

Monitoring Measure Only

- The Garden Waste Subscription service is open to new subscriptions for a limited time each year.
- Direct Debit data is currently being collated regarding new and cancelled subscriptions for the next financial year and will be reported next quarter.

Percentage of domestic waste diverted from landfill



Aim: 90 percent of domestic waste is diverted from landfill

UN Sustainable Development Goal: 13

Most Recent Status: March 2023

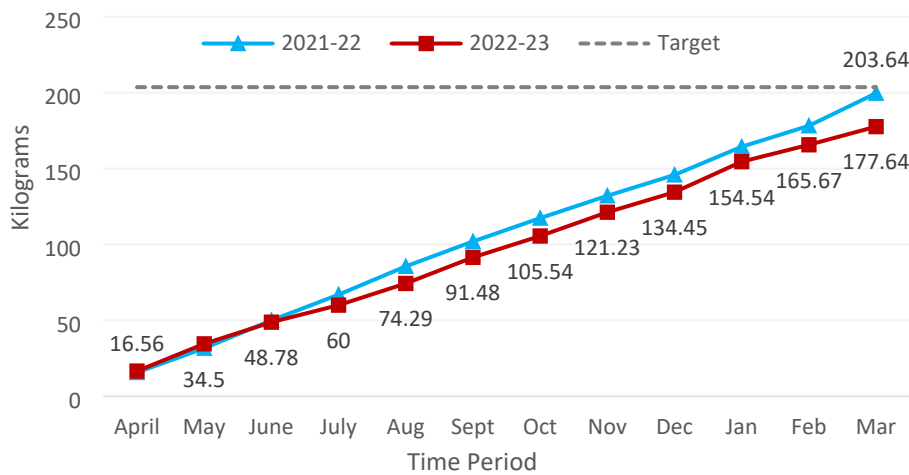
GREEN

Previous Status: December 2022

GREEN

- Diversion rates are slightly lower than during the same period last year (95.92 for 2022/23 against 99.75 for 2021/22), with a year-to-date percentage of 96.35 (96.98 for the same period 2021/22).
- Rates remain well above the target 90 percent, as they have consistently throughout the last three years.

Reduction in residual (LACW) household waste per person



Aim: Reduction in residual household waste per person is 203.64 kilograms by end of year

UN Sustainable Development Goal: 13

Most Recent Status: March 2023

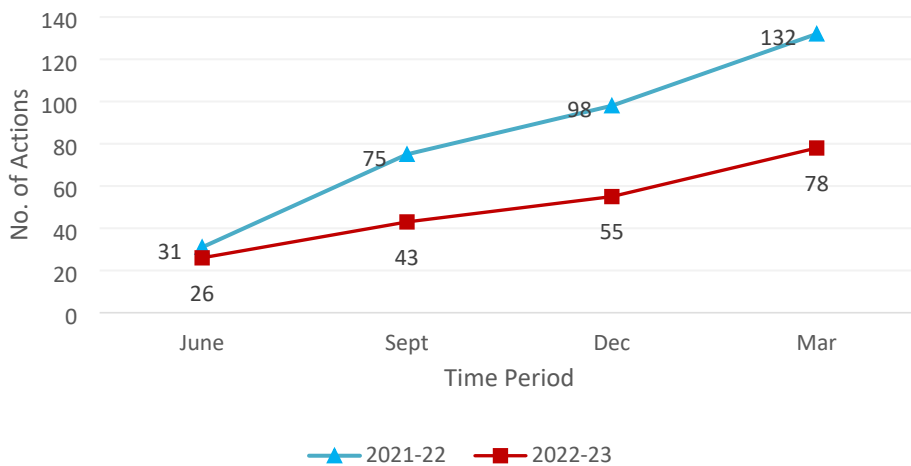
GREEN

Previous Status: December 2022

GREEN

- The end of year target for the reduction in residual household waste has increased this year from 165.67 kilograms to 177.64 kilograms.
- We are currently below the same period last year in terms of reduction in kilograms for March (177.64 for 2022/23 and 203.64 for 2021/22).

Number of fly-tip incidents and actions taken (cumulative)



Aim: Not applicable

UN Sustainable Development Goal: 13

Most Recent Status: March 2023

Monitoring Measure Only

Previous Status: December 2022

Monitoring Measure Only

- There was a total of 920 fly-tip incidents over 2022/23 compared to 855 in the 2021/22 financial year and increase of 7.6 percent.
- 82 percent of the 920 incidents were located on highways, 15 percent on council land two percent occurring on footpaths, and the remaining one percent in alleyways, railways, or watercourses.
- The highest proportion of incidents were household waste – mostly black bags and household items.
- Of the 920 incidents, 78 actions were taken, 51 investigations, 14 warning letters sent and 13 fixed penalty notices issued and paid.

Location	highway	footpath/bridleway	back alleyway	railway	council land	watercourse/bank
	754	19	4	1	141	1

Size	single item	car boot load or less	small van load	transit van load	tipper lorry load	single black bag
	46	241	378	137	1	117

Waste type	animal carcass	green	vehicle parts	white goods	other electrical	tyres	asbestos	clinical
	21	36	36	23	39	16	2	4
	construction/ demolition/ excavation	black bags commercial	black bags household	chemical drums, oil, or fuel	other household waste	other commercial waste	other (unidentified)	
	26	2	324	2	318	47	24	

Service Updates - Key Aspirations and Ongoing Business

The following activity supports UN Sustainable Development Goal 11:

The Community Safety Partnership Strategic Assessment and partnership plan has been finalised. This aims to understand the levels of crime, reoffending and antisocial behaviour and is the basis of the partnership plan and priorities. The assessment is due to go to Scrutiny Committee on 9 May 2023.

The Violent Crime Reduction Unit transfer to the Office of the Police and Crime Commissioner has been completed. Safer Streets 4 delivery programme is ongoing.

End of year figures for delivery of statutory interventions are being finalised for annual submission to the Food Standards Agency. From April 2023 normal regulatory activity will resume.

The following activity supports UN Sustainable Development Goal 13:

The Dark Skies Expression of Interest has been submitted and accepted, the team are now completing the full application and requesting letters of support from Town and Parish councils, residents, organisations, and businesses in the proposed area.

No updates provided this period in relation to waste management and recycling rates.

Strategic Risks

Failure of the Waste contract resulting in significant financial and operational disruption for the council and its residents

Assigned to: Director of Neighbourhoods

Inherent score	Target score	Current score
16 RED	5 GREEN	8 AMBER
Previous scores		
Dec 22	Sep 22	Jul 22
8 AMBER	8 AMBER	8 AMBER
Risk score is consistent		